



4G Mobile Hotspot User Manual

<http://iotsmartsolutions.net>

Welcome:

To get started, please follow the user manual to set up the connection, web interface, NVR connection, mobile app and the third-party software and hardware.

Get support:

For technical support please send e-mail to us at: info@iotsmartsolutions.net

Get manuals and software:

You may download the software and manuals from our website.
<http://iotsmartsolutions.net>

Get firmware:

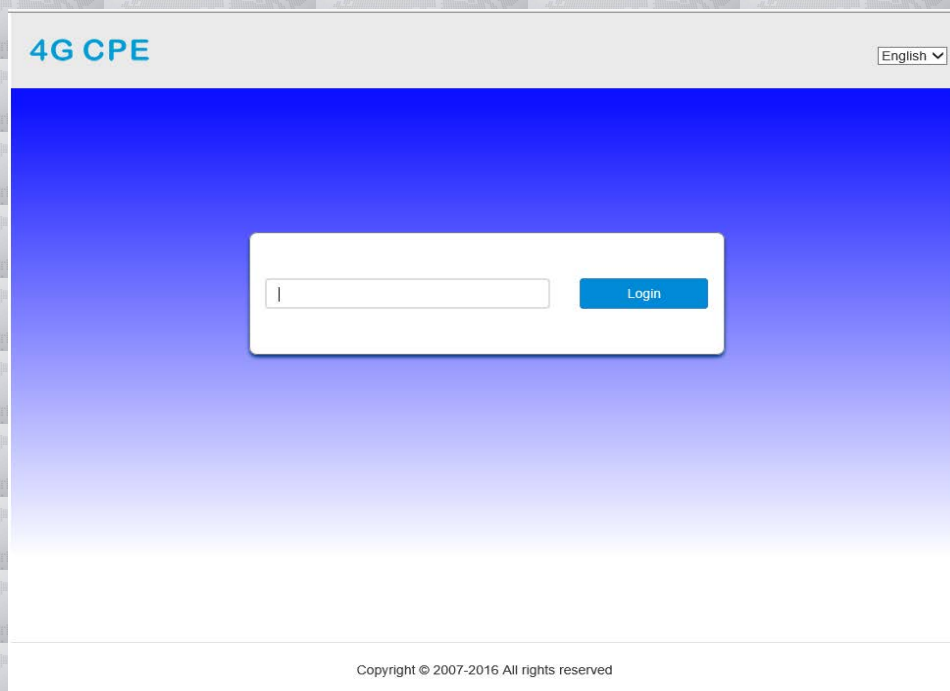
Please contact us or send e-mail to us to get the the latest firmware update.

Attention:

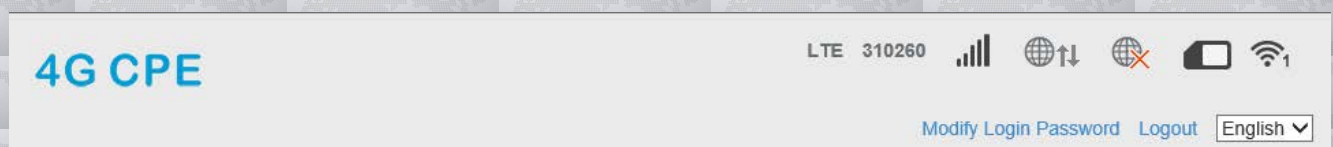
Before settings, please connect your camera with a power supply (12VDC/2A), wait for around 15 seconds, check the WI-FI connection options and then searching for MIFI_**** signal on your PC or laptop. Input MIFI password: 1234567890. Please make sure your computer is connected to MIFI successfully.

1 Log in

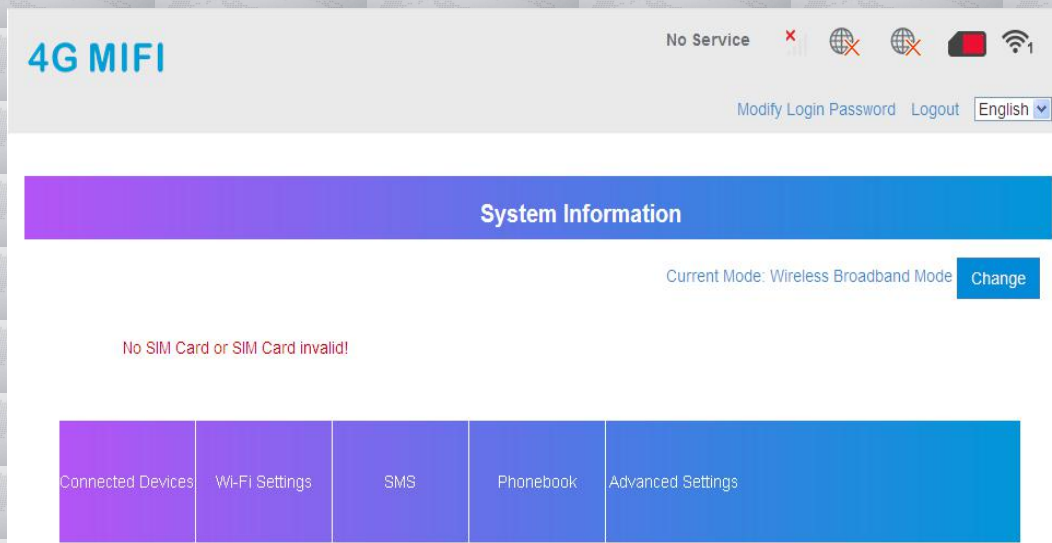
1.1 Type in <http://192.168.100.1/> on IE browser



1.2 Input the login password: **"admin"**, then you will get in 4G Mobile Hotspot interface.



1.3 Notice: When 4G camera don't check or recognize a valid SIM card, the status will be shown as: **"No SIM Card or SIM Card invalid"**:



1.4 If the 4G SIM card is inserted correctly, the status will be shown as below:

